

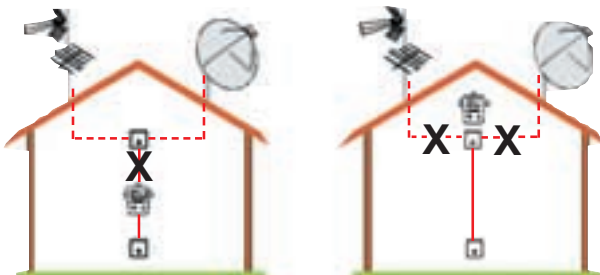
The satellite IF simulator **RP-050** is a radio frequency pilot generator that permits to test the response of the entire television system prior to having the antennas or the Headend installed.

It is extremely easy to use. Simply connecting the output of the RP-050 to the input of the network or to any other intermediate point. It allows to select two different output levels (90 or 105 dB μ V) so to feed those installations that have headend amplifiers or for those networks that lack of active elements. The generated signals are then distributed over the entire network where a signal level meter with Spectrum Analyser capabilities, will be able to check for equalisation in all outlets and intermediate points in a fast and accurate manner.

In the case the results are not satisfactory, the technician must revise all the active and passive elements that interfere with the distribution: amplifiers, splitters, cables, connectors, TV outlets, etc. Following the signal with the analyser up to the source, will quickly allow the detection of the faulty components.

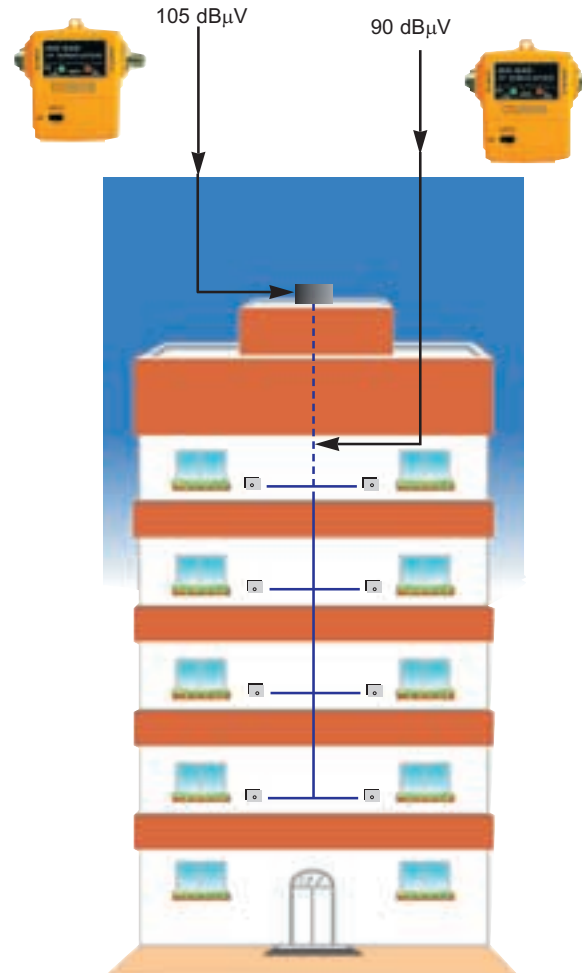
Some of the applications are:

- 1 **CERTIFICATION OF TV WIRING** It generates the signal to test the installation before the Headend or antennas are installed in new or remodelled buildings.
2. **CERTIFICATION OF NEW SATELLITE INSTALLATIONS** in already existing UHF networks.
- 3 **HEADEND FAULT LOCATOR** . Since it is generating a known and fix signal, it allows to identify when the source of the problem is in the Headend.



4 **TESTING** the correct operation of the supply and control signals: 13V , 18V and 22 KHz. By means of two LED's, the **RP-050** will show its correct operation. The instrument is powered up from the receiver or through the power adapter included.

5 **GENERATION OF ADEQUATE SIGNAL LEVEL** to power up both the Headend and the distribution network at any stage (90 or 105 dB μ V respectively).



6 **SATELLITE IF BAND EQUALISATION** It generates three signals in the satellite band. With a spectrum analyser the adjustment of the SLOPE-TILT can be easily made. It also generates a signal in the UHF band.



The **PROLINK-4** has a function (SAT IF TEST) which automatically stores the exact levels for each carrier at the Headend and reads the value of attenuation calibrated at each frequency.



This functions eliminates the need for manual calculations to compensate the dispersion on the carrier level or tuning readjustment in case of drifts in the oscillators.

7 **GENERATION** of modulated television bars pattern signal. Allows to evaluate not only the drop of signal but also the increment in the noise level both at Headend output and at the outlets.






The Satellite IF simulator has been designed for the test and evaluation of Satellite TV installations.

Specifications	RP-050
Pilot generator	Modulated FM TV signal
L Band test pilots	1050 / 1575 / 2100 MHz
UHF test pilot	537,5 MHz,
Accuracy	1 %
Level	
Low mode	90 dB μ V, \pm 4 dB
High mode	105 dB μ V, \pm 4 dB
Signal detection	22 kHz
Supplied voltage detection	13 / 18 V presence in coaxial cable
Audio Modulation	1 kHz, subcarrier at 7.02 MHz
Video FM modulation	B&W bars pattern
Power supply	Via supplied power adapter or through the coaxial cable via external source. (13 / 18 V / 120 mA)
Mechanical features	
Dimensions	77 (W) x 85 (H) x 28 (D)
Weight	150 g



PROMAX ELECTRONICA, S.A. Francesc Moragas, 71
 P.O. Box 118 * 08907 L'HOSPITALET DE LLOBREGAT, SPAIN
 Tel: 93 260 20 00 * Fax: 93 338 11 26 * e-mail: sales@promax.es
 www.promax.es

THE MOST COMPLETE RANGE OF INSTRUMENTS FOR TELECOMMUNICATIONS



RP-050



IF SIMULATOR